

# Mozambique Medtech Summary 2017



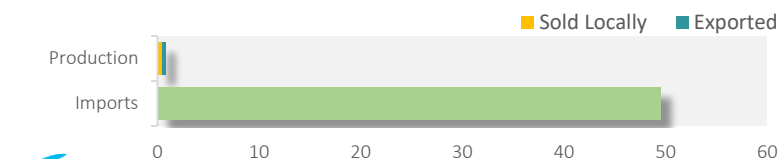
Medtech Market (US\$ millions)	50
<i>Per Person</i>	2

Medtech Imports (US\$ millions)	50
<i>% Imported</i>	99.1

Estimated Total Domestic Production (US\$ millions)	0.8
Medtech Exports (US\$ millions)	0.4
<i>% of Production Exported</i>	50.0

Summary Market (US\$ millions)	
<i>Dentistry</i>	2
<i>Diagnostic Imaging</i>	2
<i>Disability Products</i>	2
<i>General Medical Instruments &amp; Equipment</i>	23
<i>Medical/Surgical Consumables</i>	18
<i>Orthopaedic Products</i>	2

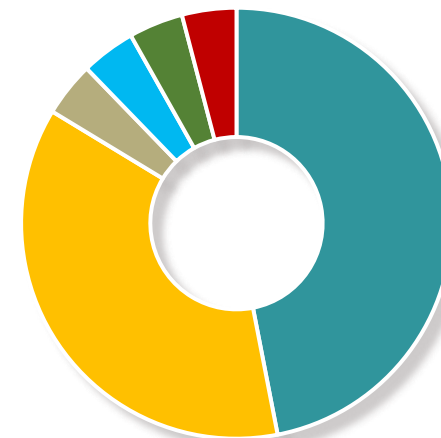
Average Annual Growth Rate, 2006-17 (CAGR %)	6.3
Medtech as % of Total Health Expenditure 2017	5.9
As % of Total Southern Africa Medtech Market	3.2



Information sourced from the MedtechMarkets database. See <http://www.medtechmarkets.com> for more details.

Mozambique, Market by Category 2017 (%)

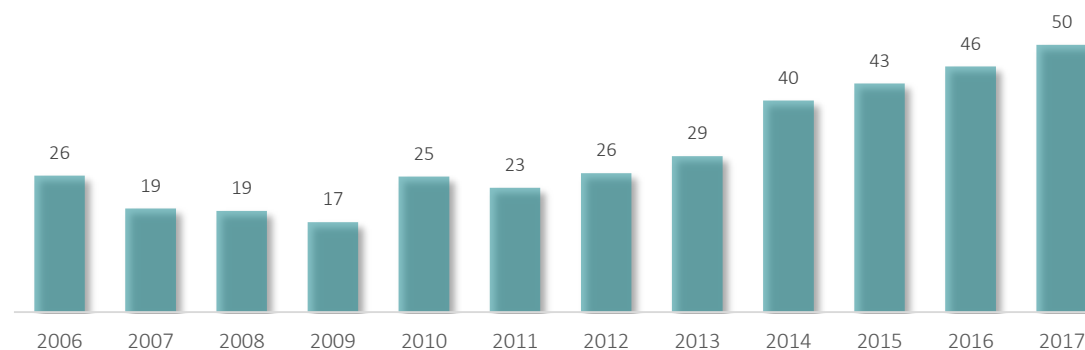
- General
- Consumables
- Dentistry
- Dentistry
- Dentistry
- Dentistry



Imports represent an estimated

**99.1%** of the market.

Mozambique, Total Market 2006-17 (US\$ millions)



# Comprehensive analysis of current and future medical device and technology markets worldwide

## *Time to do things differently*

There is no shortage of readily available health market statistics in the world. But using them to identify trends and project the trajectory of health market environments – well that is another matter entirely.

At MedTech Markets we make it our business to ensure your business benefits from the strategic insights necessary for good business planning and sales. We combine our detailed knowledge of health markets and many years of experience in interpreting base statistics to create really valuable and usable business intelligence.

Robust research methodology and clear presentation makes MedTech Markets the practical and cost-effective choice for marketing, sales and business planners. If you need to really understand health market trends and the prospects for medical technology and equipment manufacturers, choose MedTech Markets.

## *MedTech analysis coverage at a glance*

- Key Demographics
- Health Sector Spend & Investment
- The Market in Regional/Global Context
- 10 Year Full Market Data trends
- 5 year Forecast Scenarios, Analysis and Data
- Major economic indicators
- The MedTech Market (Current Year)
- Effects of Currency on Market Growth
- Import/Export Data and Analysis
- Market Access and Barriers to Entry

## *Over 40 specific medical categories covered in*

- Anaesthesia & Respiration Equipment
- Diagnostic Imaging
- Medical Disposables
- Dentistry
- Disability Aids
- Orthopaedic Products

## *For further information about MedTech Markets data and reports*

Visit: [www.medtechmarkets.com](http://www.medtechmarkets.com)

Email: [andy.crofts@medtechmarkets.com](mailto:andy.crofts@medtechmarkets.com)

## *Use MedTech market reports to...*

- Profile export opportunities in new markets
- Knowledgeably plan for expansion in specific countries or regions
- Fully understand trends and manage risks
- Underpin plant and marketing investment decisions
- Appreciate market environments when reviewing/appointing sales agents and representatives
- Benchmark key performance indicators

## *Who will get most benefit?*

- Manufacturers of medical devices and equipment
- Distributors, service and sales agents
- Finance companies and investors
- Management consultants and market analysts
- Trade and government bodies

