

Australia Medtech Summary 2017



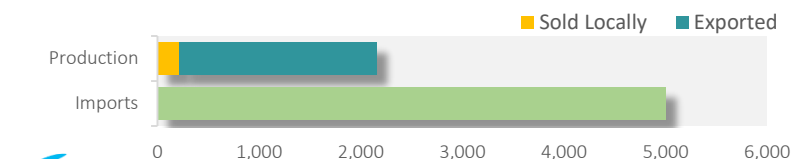
Medtech Market (US\$ millions)	5,225
<i>Per Person</i>	<i>212</i>

Medtech Imports (US\$ millions)	5,007
<i>% Imported</i>	<i>95.8</i>

Estimated Total Domestic Production (US\$ millions)	2,158
Medtech Exports (US\$ millions)	1,940
<i>% of Production Exported</i>	<i>89.9</i>

Summary Market (US\$ millions)	
<i>Dentistry</i>	<i>289</i>
<i>Diagnostic Imaging</i>	<i>415</i>
<i>Disability Products</i>	<i>900</i>
<i>General Medical Instruments & Equipment</i>	<i>2127</i>
<i>Medical/Surgical Consumables</i>	<i>754</i>
<i>Orthopaedic Products</i>	<i>741</i>

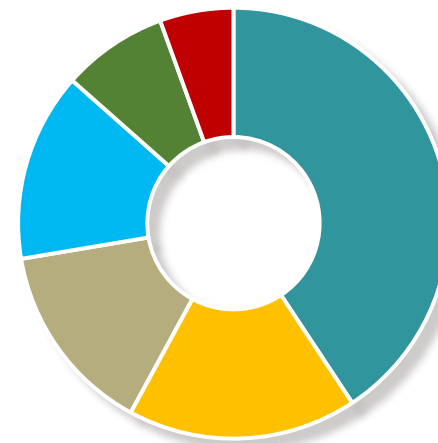
Average Annual Growth Rate, 2006-17 (CAGR %)	7.5
Medtech as % of Total Health Expenditure 2017	4.1
As % of Total Oceania Medtech Market	77.4



Information sourced from the MedtechMarkets database. See <http://www.medtechmarkets.com> for more details.

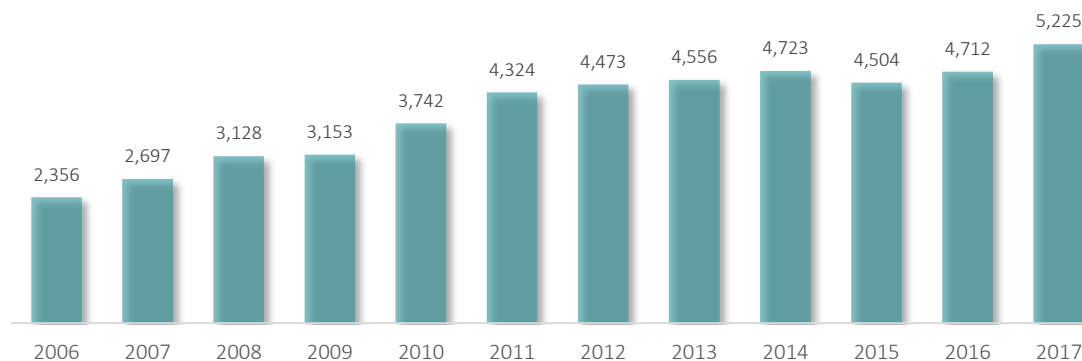
Australia, Market by Category 2017 (%)

- General
- Disability
- Consumables
- Orthopaedics
- Imaging
- Dentistry



Imports represent an estimated **95.8%** of the market.

Australia, Total Market 2006-17 (US\$ millions)



Do you need comprehensive analysis of current and future medical device and technology markets worldwide?

Claim your **FREE** report on the MedTech website!

Time to do things differently

There is no shortage of readily available health market statistics in the world. But using them to identify significant trends and to intelligently project the trajectory of health market environments – well that is another matter entirely.

At MedTech Markets we make it our business to ensure your business benefits from the critical insights necessary for good business planning and sales. We combine our detailed knowledge of health markets and many years of experience in interpreting base statistics to create really valuable and usable business intelligence.

Robust research methodology and clear presentation makes MedTech Markets the practical and cost-effective choice for marketing, sales and business planners. If you need to really understand health market trends and the prospects for medical technology and equipment manufacturers, choose MedTech Markets.

MedTech analysis coverage at a glance

Key Demographics
Health Sector Spend & Investment
The Market in Regional/Global Context
10 Year Full Market Data trends
Market Access and Barriers to Entry

Major economic indicators
The Medtech Market (Current Year)
Effects of Currency on Market Growth
4 year Forecast Scenarios, Analysis and Data
Import/Export Data and Analysis

Over 40 specific medical categories covered in

Anaesthesia & Respiration Equipment	Dentistry
Diagnostic Imaging	Disability Aids
Medical Disposables	Orthopaedic Products

Drive your international business with MedTech Markets reports

Visit: www.medtechmarkets.com

Email: enquiries@medtechmarkets.com



Use MedTech market reports to...

- Profile export opportunities in new markets
- Knowledgeably plan for expansion in specific countries or regions
- Fully understand trends and manage risks
- Underpin plant and marketing investment decisions
- Appreciate market environments when reviewing/appointing sales agents and representatives
- Benchmark key performance indicators

Who will get most benefit?

- Manufacturers of medical devices and equipment
- Distributors, service and sales agents
- Finance and investment companies
- Management consultants and market analysts
- Trade and government bodies

 **MedTech Markets**
Worldwide

167 Markets covered ● 12 Regional collections ● Specific medical device sector reports ● Bespoke data – just for you